

**ANNUAL STATEMENT FOR THE YEAR ENDED DECEMBER 31, 2018
OF THE CONDITIONS AND AFFAIRS OF
ATTLEBORO RETIREMENT SYSTEM**

**Organized under the Laws of the Commonwealth of Massachusetts to the
PUBLIC EMPLOYEE RETIREMENT ADMINISTRATION COMMISSION**

Date of Certificate: 11/24/1936 Effective Date: / /

Administration Office

77 Park Street

Attleboro, MA 02703

Telephone Number(508) 223-2222


We, the undersigned, members of the Board of Retirement of ATTLEBORO RETIREMENT SYSTEM certify under the penalties of perjury, that we are the official board members of said retirement system, and that assets were the absolute property of said retirement systems, free and clear from any liens or claims thereon, except as stated, and the following statements, with the schedules and explanations therein contained, annexed, or referred to, are a full and correct exhibit of all the assets, liabilities, income and disbursements, changes in fund balances and of the conditions and affairs of the said retirement system on the said thirty-first day of December last, and for the year ended on that date, according to the best of our information, knowledge and belief, respectively.

BOARD OF RETIREMENT

*Please Identify the
Name of the Board
Member who serves
as Chairperson by
Inserting the title
next to his/her name.*

Ex-Officio Member


DEBORAH C. GOULD


(signature)

Appointed Member

JAMES M. CASTRO

Term Expires 02/28/2020


(signature)

Elected Member

BRUCE R. TONDREAU


Term Expires 12/31/2021


(signature)

Elected Member

GARY S. SAGAR, CHAIRMAN

Term Expires 12/31/2019


(signature)

Member Appointed by Other Members

RICHARD V. BOUCHER

Term Expires 02/06/2021


(signature)

INVESTMENT MANAGERS

*Please compile/submit
a complete list. Attach
the list to this page.*

BOSTON ADVISORS, INC.

Name

ONE LIBERTY SQUARE, 10TH FLR., BOSTON, MA 02

Address

INVESCO

Name

101 FEDERAL ST. BOSTON, MA 02110

Address

FRONTIER

Name

99 SUMMER ST., BOSTON, MA 02110

Address

INVESTMENT CONSULTANT

DAHAB ASSOCIATES

Name

13 MAIN ST., SUITE 7B, FRANKLIN, MA 02038

Address

CUSTODIAN

PEOPLE'S UNITED BANK

Name

240 CABOT STREET, BEVERLY, MA 01915

Address

BTG Pactual – 110 Oakwood Dr., Suite 480, Winston Salem, NC 27103

Hancock Timberland – 99 High St., 26th Flr., Boston, MA 02110-2320

Fidelity– 900 Salem St., Smithfield, RI 02917

PRIT – 84 State St., 2nd Flr., Boston, MA 02109

Intercontinental 1270 Soldiers Field Road, Boston, MA 02135

RhumbLine 265 Franklin St. 21st Floor Boston, MA 02110-3326

State Street Global Advisors 1 Lincoln St. Boston, MA 02111

Copeland Capital Management, LLC 161 Washington St., Suite 1325, Conshohocken, PA 19428

Van Eck – 666 third Avenue, 9th Flr., New York, NY 10017

Amalgamated – 275 Seventh Avenue, 9th Flr., New York, NY 10001

**Annual Statement of the ATTLEBORO RETIREMENT SYSTEM
for the year ended December 31,2018
ANNUAL STATEMENT BALANCE TESTS**

1. ASSET BALANCE		
Assets Previous Year		148,012,736.91
Income Current Year		5,927,199.65
Disbursements Current Year		15,030,540.75
Assets Current Year		138,909,395.81
2. ASSET DIFFERENCE		
Assets Current Year		138,909,395.81
Assets Previous Year		148,012,736.91
Difference		-9,103,341.10
3. INCOME DIFFERENCE		
Income Current Year		5,927,199.65
Disbursements Current Year		15,030,540.75
Difference		-9,103,341.10
4. FUND CHANGE DIFFERENCE	- Add interfund transfer credits and debits respectively to Income and Disbursement activities.	
Total Fund Change Credits Current Year		12,355,399.98
Total Fund Chage Debits Current Year...		21,458,741.08
Difference		-9,103,341.10

NOTE: THE SUMS OF TESTS 2,3, AND 4 SHOULD BE THE SAME.

**Annual Statement of the ATTLEBORO RETIREMENT SYSTEM for
the year ended December 31, 2018**

Assets and Liabilities

	<u>2018</u> <u>End Balance</u>	<u>2017</u> <u>End Balance</u>	<u>2016</u> <u>End Balance</u>
1040 - 1049 Cash	2,228,761.77	896,300.93	1,772,225.25
1100 - Short Term Investments	0.00	0.00	0.00
1180 - Fixed Income Sec (book value)	497.74	667.09	760.07
1101 - Pooled Short Term Funds	0.00	0.00	0.00
1170 - Equities	48,245,056.76	44,088,778.58	45,882,990.12
1172 - Pooled Domestic Equity Funds	21,943,424.46	27,550,908.79	18,167,741.85
1173 - Pooled International Equity Funds	20,534,759.07	23,587,877.86	17,456,069.69
1174 - Pooled Global Equity Funds	0.00	0.00	0.00
1181 - Pooled Domestic Fixed Income Funds	0.00	0.00	0.00
1182 - Pooled International Fixed Income Funds	0.00	0.00	0.00
1183 - Pooled Global Fixed Income Funds	20,390,700.57	28,930,441.67	25,610,308.21
1193 - Pooled Alternative Investments	0.00	0.00	0.00
1194 - Pooled Real Estate Funds	25,708,720.53	23,131,478.26	21,220,558.91
1195 - Pooled Domestic Balanced Funds	0.00	0.00	0.00
1196 - Pooled International Balanced Funds	0.00	0.00	0.00
1197 - Hedge Funds	0.00	0.00	0.00
1198 - PRIT Cash	0.00	0.00	0.00
1199 - PRIT Fund	0.00	0.00	0.00
1350 - Prepaid Expenses	0.00	0.00	0.00
1398 - Accounts Receivable (A)	94,742.75	100,324.53	176,376.24
1550 - Interest Due & Accrued Fixed Inc Sec Cur Yr	3,388.18	1,207.76	918.77
2020 - Accounts Payable (A)	-240,656.02	-275,248.56	-291,962.25
Total	<u>138,909,395.81</u>	<u>148,012,736.91</u>	<u>129,995,986.86</u>
Funds :			
3293 - Annuity Savings Fund	34,082,942.53	33,506,595.57	33,010,574.16
3294 - Annuity Reserve Fund	10,966,525.47	10,032,650.42	8,819,506.00
3295 - Special Military Service Cr Fnd	63,062.36	39,037.15	51,218.07
3296 - Pension Fund	0.00	0.00	0.00
3298 - Expense Fund	0.00	0.00	0.00
3297 - Pension Reserve Fund	93,796,865.45	104,434,453.77	88,114,688.63
Total Assets at Market Value	<u>138,909,395.81</u>	<u>148,012,736.91</u>	<u>129,995,986.86</u>

(A) Detail for Accounts Receivable and Accounts Payable are to be placed on Schedule A

**Annual Statement of the ATTLEBORO RETIREMENT SYSTEM
for the year ended December 31, 2018**

	Balance December 31 <u>2017</u>	<u>Receipts</u>	<u>Interfund Transfers</u>	<u>Disbursements</u>	Balance December 31 <u>2018</u>
Annuity Savings Fund	33,506,595.57	3,802,140.60	-2,685,209.19	540,584.45	34,082,942.53
Annuity Reserve Fund	10,032,650.42	310,061.74	2,685,209.19	2,061,395.88	10,966,525.47
Special Military Service Cr Fnd	39,037.15	28,138.55	-4,113.34	0.00	63,062.36
Pension Fund	0.00	7,632,407.10	3,742,991.14	11,375,398.24	0.00
Expense Fund	0.00	1,053,162.18	0.00	1,053,162.18	0.00
Pension Reserve Fund	104,434,453.77	-6,898,710.52	-3,738,877.80	0.00	93,796,865.45
TOTAL ALL FUNDS:	<u>148,012,736.91</u>	<u>5,927,199.65</u>	<u>0.00</u>	<u>15,030,540.75</u>	<u>138,909,395.81</u>

List Below all Transfers:

Transfer from 3295	Fund to the 3296	Fund in the Amount of	4,113.34	on account of	Military Ser.for Pollard to be
Transfer from	Fund to the	Fund in the Amount of		on account of	
Transfer from	Fund to the	Fund in the Amount of		on account of	
Transfer from	Fund to the	Fund in the Amount of		on account of	
Transfer from	Fund to the	Fund in the Amount of		on account of	
Transfer from	Fund to the	Fund in the Amount of		on account of	
Transfer from	Fund to the	Fund in the Amount of		on account of	
Transfer from	Fund to the	Fund in the Amount of		on account of	
Transfer from	Fund to the	Fund in the Amount of		on account of	
Transfer from	Fund to the	Fund in the Amount of		on account of	
Transfer from	Fund to the	Fund in the Amount of		on account of	
Transfer from	Fund to the	Fund in the Amount of		on account of	
Transfer from	Fund to the	Fund in the Amount of		on account of	
Transfer from	Fund to the	Fund in the Amount of		on account of	
Transfer from	Fund to the	Fund in the Amount of		on account of	

**Annual Statement of the ATTLEBORO RETIREMENT SYSTEM
for the year ended December 31, 2018**

RECEIPTS

	<u>2018</u>	<u>2017</u>	<u>2016</u>
1. Annuity Savings Fund :			
(a) 4891 - Members Deductions	3,476,302.56	3,312,552.40	3,200,659.85
(b) 4892 - Transfers From Other	228,495.99	264,199.27	351,003.26
(c) 4893 - Make Up and Redeposit Payments	15,898.18	2,588.92	2,439.03
(d) 4900 - Member Payments from Rollovers	37,301.09	9,597.40	28,771.65
(e) Investment Income Cr to Members A/C	44,142.78	41,619.12	39,415.63
Subtotal	3,802,140.60	3,630,557.11	3,622,289.42
2. Annuity Reserve Fund :			
(a) 4750 - Recovery of Annuity from Reinstatement	0.00	0.00	0.00
(b) Investment Income Cr to Annuity Res Fd	310,061.74	280,668.36	259,322.35
Subtotal	310,061.74	280,668.36	259,322.35
3. Pension Fund :			
(a) 4898 - 3(8) (c) Reimburse from Other Sys	137,777.64	138,935.18	111,240.64
(b) 4899 - Rec'd from State for COLA & Surviv	225,995.78	159,019.67	163,329.17
(c) 4894 - Pension Fund Appropriation	7,267,907.01	6,881,499.52	6,417,651.00
(d) 4840 - Workers' Compensation Settlements	0.00	0.00	3,000.00
(e) 4751 - Recovery of Pension from Reinstatement	0.00	0.00	0.00
(f) 4841 - Recovery of 91A Overearnings	726.67	0.00	22,864.39
Subtotal	7,632,407.10	7,179,454.37	6,718,085.20
4. Military Service Fund :			
(a) 4880 - Contributions Rec (for Military Serv)	0.00	0.00	0.00
(a) 4890 - Contributions Rec (for Military Serv)	28,099.51	581.03	8,231.19
(b) Invest Income Credited	39.04	51.21	42.95
Subtotal	28,138.55	632.24	8,274.14
5. Expense Fund :			
(a) 4896 - Expense Fund Appropriation	0.00	0.00	0.00
(b) Investment Income Cr to Expense Fund	1,053,162.18	964,949.98	936,494.56
Subtotal	1,053,162.18	964,949.98	936,494.56
6. Pension Reserve Fund :			
(a) 4897 - Federal Grant Reimbursement	2,733.42	4,602.14	2,560.52
(b) 4895 - Pension Reserve Appropriation	0.00	0.00	0.00
(c) 4822 - Interest not Refunded:	4.03	197.28	69.79
(d) 4825 - Misc. Income	17,683.86	16.29	0.00
(e) Excess Investment Income	-6,919,131.83	19,759,479.67	7,726,122.21
Subtotal	-6,898,710.52	19,764,295.38	7,728,752.52
TOTAL RECEIPTS	<u>5,927,199.65</u>	<u>31,820,557.44</u>	<u>19,273,218.19</u>

**Annual Statement of the ATTLEBORO RETIREMENT SYSTEM
for the year ended December 31, 2018**

Disbursements

	<u>2018</u>	<u>2017</u>	<u>2016</u>
1. Annuity Savings Fund :			
(a) 5757 - Refunds To Members	167,453.38	286,152.27	277,020.35
(b) 5756 - Transfers To Other Systems :	373,131.07	113,612.73	106,060.58
Subtotal	540,584.45	399,765.00	383,080.93
2. Annuity Reserve Fund :			
(a) 5750 - Annuities Paid	1,977,702.57	1,798,576.78	1,629,095.00
(b) 5759 - Option B Refunds	83,693.31	16,460.97	183,300.08
Subtotal	2,061,395.88	1,815,037.75	1,812,395.08
3. Pension Fund :			
(a) 5751 - Pensions Paid	0.00	0.00	0.00
Regular Pension Payments	8,282,206.63	7,795,966.99	7,338,048.21
Survivorship Payments	327,644.10	314,566.06	282,480.92
Ordinary Disability Payments	62,182.76	54,035.28	52,910.28
Accidental Disability Payments	1,416,772.98	1,386,319.00	1,381,864.49
Accidental Death Payments	690,243.22	643,030.01	600,003.18
Section 101 Benefits	134,280.20	119,630.40	116,954.90
(b) 5755 - 3 (8) (c) Reimb To Other Sys	462,068.35	310,506.92	264,758.70
(c) 5752 - COLA's Paid	0.00	0.00	0.00
(d) 5753 - Chapter 389 Ben Increase Pd	0.00	0.00	0.00
Subtotal	11,375,398.24	10,624,054.66	10,037,020.68
4. Military Service Fund :			
(a) 4890 - Return to Municipality for Members who withdrew their fund	0.00	0.00	0.00
Subtotal	0.00	0.00	0.00
5. Expense Fund :			
(a) 5118 Board Member Stipend	15,000.00	15,000.00	15,000.00
(b) 5119 - Salaries	127,761.40	122,272.37	113,075.90
(c) 5304 - Management Fees	723,138.70	655,029.00	639,944.95
(d) 5305 - Custodial Fees	61,521.66	62,393.28	58,644.89
(e) 5307 - Investment Consultant Fees	50,000.00	47,863.00	42,953.41
(f) 5308 - Legal Expenses	31,890.32	27,362.39	25,149.78
(g) 5309 - Medical Expenses	0.00	0.00	0.00
(h) 5310 - Fiduciary Insurance	6,901.00	6,752.00	6,659.00
(i) 5311- Service Contracts	21,452.25	20,430.71	19,457.82
(j) 5312 - Rent Expense	0.00	0.00	0.00
(k) 5315 - Professional Services	0.00	0.00	0.00
(l) 5316 - Actuarial Services	10,250.00	0.00	10,925.00
(m) 5317 - Accounting Services	0.00	0.00	0.00
(n) 5320 - Education and Training	0.00	0.00	0.00
(o) 5589 - Administrative Expenses	3,828.98	6,055.71	3,243.24
(p) 5599 - Furniture and Equipment	396.00	0.00	0.00
(q) 5719 - Travel	1,021.87	1,791.52	1,440.57
(r) 5829 - Depreciation expense: Building	0.00	0.00	0.00
Subtotal	1,053,162.18	964,949.98	936,494.56
Total Disbursements:	15,030,540.75	13,803,807.39	13,168,991.25

**Annual Statement of the ATTLEBORO RETIREMENT SYSTEM
for the year ended December 31, 2018**

Investment Income

	<u>2018 End Balance</u>	<u>2017 End Balance</u>	<u>2016</u>
Investment Income Received From :			
(a) Cash (from schedules 1)	30,507.96	14,666.49	9,552.36
(b) Short Term Investments (sch 2)	0.00	0.00	0.00
(c) Fixed Inc Sec (from sch 3A and 3C)	34.12	45.32	52.39
(d) Equities (from sch 4A and 4C)	594,936.27	604,972.05	715,717.78
(e) Pooled Funds (from Schedule 5)	1,144,761.56	1,068,788.11	1,108,353.16
(f) Commission Recapture	0.00	0.00	0.00
4821 - TOTAL INVESTMENT INCOME	1,770,239.91	1,688,471.97	1,833,675.69
Plus :			
4884 - Realized Gains	4,342,149.99	4,397,655.92	2,873,778.73
4886 - Unrealized Gains	12,049,998.61	18,439,031.96	15,188,118.63
1550 - Interest Due & Accrued Fixed Inc Sec Cur Yr	3,388.18	1,207.76	918.77
	16,395,536.78	22,837,895.64	18,062,816.13
Less :			
4823 - Pd Accrued Int - Fixed Inc Securities	0.00	0.00	0.00
4885 - Realized Losses	-1,707,606.40	-2,210,298.02	-2,832,179.18
4887 - Unrealized Losses	-21,968,688.62	-1,268,382.48	-8,102,470.58
1550 - Inc Due & Accrued Prior Year	-1,207.76	-918.77	-444.06
	-23,677,502.78	-3,479,599.27	-10,935,093.82
NET INVESTMENT INCOME	-5,511,726.09	21,046,768.34	8,961,398.00
Income Required :			
Annuity Savings Fund (Supp Schedule)	44,142.78	41,619.12	39,415.63
Annuity Reserve Fund	310,061.74	280,668.36	259,322.35
Expense Fund	1,053,162.18	964,949.98	936,494.56
Special Military Service Cr Fnd	39.04	51.21	42.95
	1,407,405.74	1,287,288.67	1,235,275.49
TOTAL INCOME REQUIRED	1,407,405.74	1,287,288.67	1,235,275.49
Net Investment Income	-5,511,726.09	21,046,768.34	8,961,398.00
Less : Income Required	-1,407,405.74	-1,287,288.67	-1,235,275.49
EXCESS INCOME TO THE PENSION RESERVE FUND	-6,919,131.83	19,759,479.67	7,726,122.51

MEMBERSHIP FOR CURRENT YEAR

ACTIVE MEMBERS

	Group 1	Group 2 & 4	TOTAL
Active Membership, Dec. 31st, Previous Year	480	173	653
Inactive Membership, Dec. 31st, Previous Year	145	1	146
Enrolled During Current Year	57	8	59
Transfers Between Groups			
Reinstatements of Disabled Members			
SUBTOTAL	676	182	858
Deduct:			
Death			
Withdrawals	31	2	33
Retirements	20	8	28
SUBTOTAL	625	172	797
Active Membership, Dec. 31st, Current Year	480	168	648
Inactive Membership, Dec. 31st, Current Year	145	4	149

RETIRED MEMBERS, BENEFICIARIES & SURVIVORS

Retired, Beneficiary, and Survivor Membership, Dec. 31, previous year

	271	157	428
Retirements During the Year:			
Superannuation	20	5	25
Ordinary Disability		1	1
Accidental Disability		2	2
Termination Retirement Allowance			
Beneficiary of Deceased Retiree	2	2	4
Survivor Benefits from Active Membership			
SUBTOTAL	293	167	460

Deduct:

Deaths of Retired Members	12	3	15
Terminations of Survivor Benefits	1	2	3
Reinstatements of Disabled Pensions			
SUBTOTAL	280	162	442

Retired Membership, Dec. 31, current year

Superannuation	235	110	345
Ordinary Disability		3	3
Accidental Disability	15	26	41
Termination			
Beneficiaries from Accidental Deaths		17	17
Beneficiaries from Section 100	3		3
Beneficiaries from Section 101	2	7	9
Beneficiaries under Option (C)	10	5	15
Option (D) Survivor Allowance	8	1	9
Section 12B Survivor Allowance			

Total Retired, Beneficiary, and Survivor Membership, Dec. 31, Current Year

	273	169	442
--	-----	-----	-----

TOTAL MEMBERSHIP:

Active, Inactive, Retired, Beneficiary, and Survivor, Dec. 31, Current Year	898	341	1239
---	-----	-----	------

**Annual Statement of the ATTLEBORO RETIREMENT SYSTEM
for the year ended December 31, 2018**

Schedule A

Detail of Accounts Receivable and Accounts Payable

Accounts Receivable

4891 - Members Deductions/Veterans & Payroll & AHA	65,754.87
4892 - Transfers From Other Systems	0.00
4893 - Member Make Up Payments and Redeposits	0.00
4900 - Member Payments from Rollovers	0.00
4898 - 3-(8)(c) Reimbursements From Other Systems	0.00
4899 - Received from Commonwealth for COLA and Survivor Bene	0.00
4884 - Profit on Sale of Investments	0.00
4894 - Pension Fund Appropriation - City	0.00
4894 - Pension Fund Appropriation - SHA	0.00
4880 - Contr Rec'd from municipality on a/c of mil serv	0.00
4897 - Federal Grant Reimbursement	0.00
4895 - Pension Reserve Appropriation	0.00

Investments Sold but funds not received (list individually)

4901 - Open December 2018 Receivables (See Attached Sheet)	28,987.88
4902 -	0.00
4903 -	0.00
4904 -	0.00
4905 -	0.00
Total Receivables	94,742.75

Accounts Payable

5757 - Refunds to Members	0.00
5756 - Transfers to Other Systems	0.00
5750 - Annuities Paid	0.00
5759 - Option B Refunds	0.00
5751 - Pensions Paid	0.00
5755 - 3(8)(c) Reimbursements To Other Systems	0.00
5752 - COLA's Paid	0.00
5753 - Chapter 389 Beneficiary Increase Paid	0.00
4885 - Loss on Sale of Investments	0.00
4890 - Return to Municipality For Members who withdrew funds	0.00
5118 - Board Member Stipend	0.00
5119 - Salaries	0.00
5304 - Management Fees as offset to Expense Fund	149,250.19
5305 - Custodial Fees as offset to Expense Fund Nov. & Dec.	8,699.07
5307 - Consultant Fees (Dahab Dec.)	12,500.00
5308 - Legal Expenses	0.00
5309 - Medical Expenses	0.00
5310 - Fiduciary Insurance	0.00
5311 - Service Contracts	0.00
5312 - Rent Expense	0.00
5315 - Professional Services	0.00
5320 - Education and Training	0.00
5589 - Administrative Expenses	0.00
5599 - Furniture and Equipment	0.00
5719 - Travel Expense	0.00
5820 - Depreciation Expense Building	0.00

Investments Purchased but not paid for (list individually)

5901 - Open Payables December 2018 (See Attached Sheet)	70,206.76
5902 -	0.00
5903 -	0.00
5904 -	0.00
Total Payables	240,656.02

**Annual Statement of the ATTLEBORO RETIREMENT SYSTEM
for the year ended December 31, 2018
Interest Posted to the Annuity Reserve Fund**

<u>Month</u>	<u>(Debits) Credits</u>	<u>Balance</u>	<u>Balance X .0025</u>
January 1st	-----	10032650.42	25081.62
January 31st	-146845.94	9885804.48	24714.51
February 28 th	112377.76	9998182.24	24995.45
March 31st	170384.83	10168567.07	25421.41
April 30 th	-54565.07	10114002.00	25285.00
May 31st	114393.21	10228395.21	25570.98
June 30 th	66630.93	10295026.14	25737.57
July 31st	174137.03	10469163.17	26172.91
August 31st	89834.34	10558997.51	26397.50
September 30 th	91287.56	10650285.07	26625.72
October 31st	142609.17	10792894.24	26982.24
November 30th	37837.55	10830731.79	27076.83
			310061.74



TRDPUD PUDF50744102 MONTHLY REVISED 120323
 PUD F507441
 ATTLEBORO MUNI CRS
 PUB ATTLEBORO MCRS FRONTIER

PURCHASES PENDING SETTLEMENT
 31 DECEMBER 2018

2018-12-31 CYCLE 3 12:03:23 RUN DATE: 16-JAN-19

PAGE: 1
 MT5251

SECURITY DESCRIPTION/ TRADING BROKER	TRD DATE/ SET DATE	SHARES-PAR VALUE/ (ORIGINAL SHARES)/ PRICE	SETTLEMENT AMOUNT	UNREALIZED CURRENCY GAIN/LOSS
<u>U.S. DOLLAR</u>				
MERIT MEDICAL SYSTEMS INC	28-DEC-18	104.0000	5,666.17-	0.00
STEPHENS INC, LITTLE ROCK	02-JAN-19	54,442403		
BALL CORP	31-DEC-18	444.0000	20,338.57-	0.00
ISI GROUP INC, NEW YORK	03-JAN-19	45,787590		
ELDORADO RESORTS INC	31-DEC-18	36.0000	1,279.44-	0.00
LIQUIDNET INC, NEW YORK	03-JAN-19	35,530000		
ELDORADO RESORTS INC	31-DEC-18	143.0000	5,069.46-	0.00
RAYMOND JAMES & ASSOC IN	03-JAN-19	35,410769		
MERIT MEDICAL SYSTEMS INC	31-DEC-18	137.0000	7,599.40-	0.00
J.P MORGAN SECURITIES IN	03-JAN-19	55,450072		
MERIT MEDICAL SYSTEMS INC	31-DEC-18	40.0000	2,208.20-	0.00
CORNERSTONE MACRO LLC, N	03-JAN-19	55,185000		
PRA HEALTH SCIENCES INC	31-DEC-18	122.0000	11,104.79-	0.00
KEEFE BRUYETTE + WOODS I	03-JAN-19	90,982868		
TELEFLEX INC	31-DEC-18	66.0000	16,940.73-	0.00
JEFFERIES & CO INC, NEW	03-JAN-19	256,657727		

S INDICATES PARTIAL SETTLEMENT

TOTAL PURCHASES PENDING SETTLEMENT

70,206.76-

0.00



TRDPUD PUDF50744102 MONTHLY REVISED 120323
 PUD F507441
 ATTLEBORO MUNI CRS
 PUB ATTLEBORO MCRS FRONTIER

SALES PENDING SETTLEMENT
 31 DECEMBER 2018

2018-12-31 CYCLE 3 12:03:23 RUN DATE: 16-JAN-19
 PAGE: 1
 MT5261

SECURITY DESCRIPTION/
 TRADING BROKER

TRD DATE/
 SET DATE

SHARES-PAR VALUE/
 (ORIGINAL SHARES)/
 PRICE

SETTLEMENT
 AMOUNT

UNREALIZED
 CURRENCY
 GAIN/LOSS

S INDICATES PARTIAL SETTLEMENT

U.S. DOLLAR
 TESARO INC
 LIQUIDNET INC, NEW YORK

28-DEC-18
 02-JAN-19

395,0000-
 73.398000

28,987.88

0.00

TOTAL SALES PENDING SETTLEMENT

28,987.88

0.00