


Tips for Protecting Your Drinking Water

- Don't submerge hoses into buckets, swimming pools, fish tanks, or any other water source that is not safe to drink.
- Install a hose bib vacuum breaker on all outside faucets.
- Do not attach chemical solutions to your hose without a hose bib vacuum breaker in place.
- Contact the Attleboro Water Department if you notice any fire hydrant use that you think may be suspicious or unauthorized.



Attleboro Water Department

*Facility Address:
1296 West Street
Attleboro, MA 02703*

Help us protect your drinking water supply from accidental pollution.

We encourage you to:

Learn more about cross connections and what you can do to prevent water backflow

Keep your drinking water clean and safe

For more information about the Attleboro Water Department's Cross Connection Control Program, please contact the Department at 774-203-1850.

The Massachusetts Department of Environmental Protection regulations concerning cross connections can be found at <http://www.mass.gov/dep/service/regulations/310cmr22.pdf>

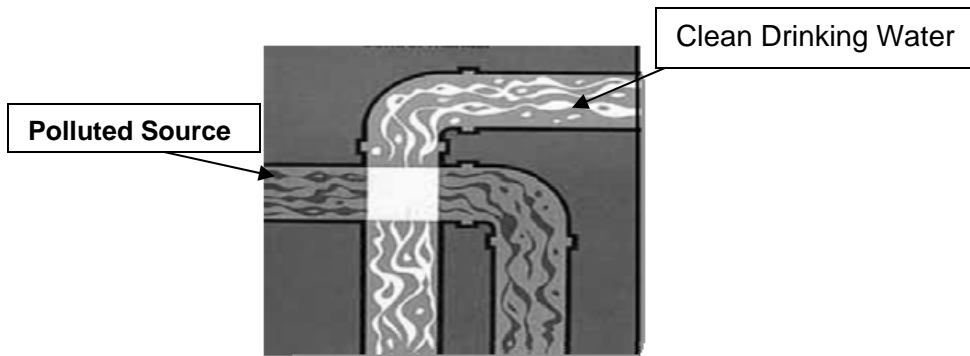


Tel. 774-203-1850

Residential Cross Connection Control

What are Cross Connections and Backflow?

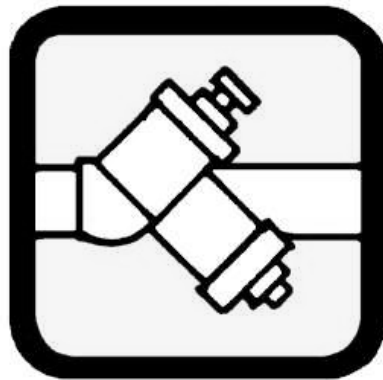
A cross connection is a physical or potential connection between drinking water and a source of water that is not safe to drink, such as a swimming pool, irrigation system, or water contaminated with cleaning products. Backflow can happen when there is less pressure in the City distribution system than in your home. In this situation, water from your household plumbing can be sucked back into the piping of the distribution system. Backflow can also happen inside your home if a pipe breaks within the internal plumbing.



What is the Attleboro Water Department doing?

Protecting the drinking water supply from contamination through cross-connections is a shared responsibility. The Attleboro Water Department (AWD) is responsible for the water that is delivered to your property. As the consumer, you are responsible for the water on your property and in your house.


Many industrial and commercial customers use water in manufacturing, in their heating or cooling systems, or for other non-drinking uses. These customers are required to install a “backflow prevention device” where the water enters the building to prevent any possible contamination of the water mains. These devices are tested on a regular schedule to make sure they are working properly.



How can I prevent backflow inside my house?

Many home plumbing fixtures have built-in backflow prevention, but in general, household plumbing and fixtures that are installed according to the Massachusetts State Plumbing Code will be adequate to prevent any internal contamination.

The most common household cross connection is an ordinary garden hose. If the hose end is submerged in a puddle, bucket, or other source of contamination and the household plumbing or the City distribution system loses pressure, the contamination could be sucked back into the house or the distribution system. For this reason, the Attleboro Water Department encourages residents to install hose bib vacuum breakers on all outside faucets. These vacuum breakers can be found at any local hardware store or plumbing supply warehouse for around \$6.



Underground irrigation systems also provide the potential for contamination. Much of the time after the lawn is watered, the sprinkler heads are submerged in puddles that could be contaminated with animal waste or fertilizers. If there is a loss of pressure in the household plumbing or the City distribution system, the contamination could be sucked back

into the house or the distribution system. For this reason, irrigation systems should always be installed by a licensed plumber and be fitted with a testable backflow prevention device. This device should be tested annually to ensure that it is working properly.